

Construction Package






Rear Parking Partner

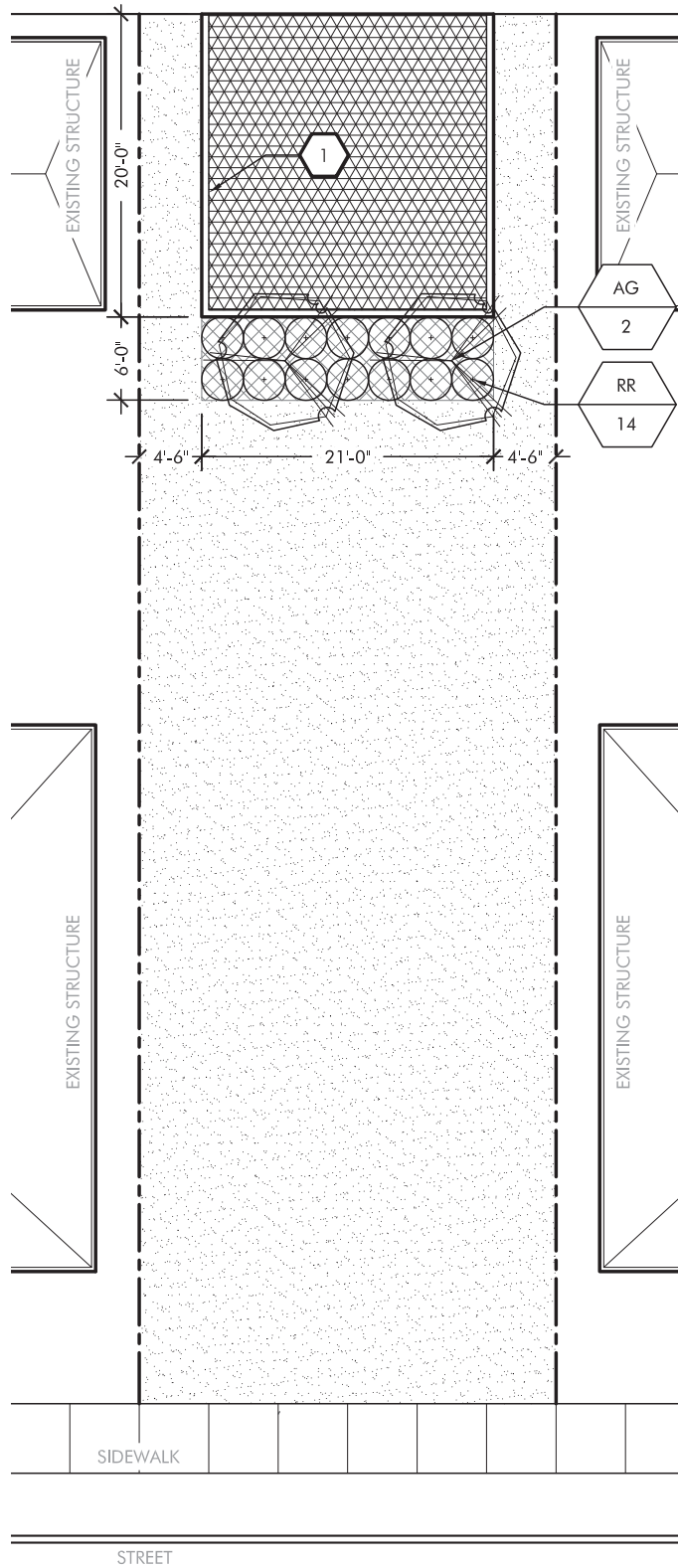
Image Source: Jean-Pol Grandmont, "Feuilles du Chêne écarlate - Quercus coccinea." 04 October 2008 via Wikimedia, CC BY-SA 3.0



Rear Parking Partner Construction Plan







Design Notes			
1.	It is the responsibility of the contractor to construct treatment in accordance with the published specifications of Detroit Future City Field Guide to Working with Lots . This information is available at www.DFC-lots.com		
2.	All planting beds to be covered with 3" of mulch.		
Keyed Notes			
1	See Detail 1 - Parking Pad Section		
Plant List			
AG	2	'Flame' Amur Maple <i>Acer ginnala 'Flame'</i>	12' Ht. B & B
RR	12	Knockout Rose <i>Rosa x 'Radtko'</i>	#5 Pot
Legend			

-  Property Line
-  Low Maintenance Turf
-  Parking Pad
-  Shrub
-  Ornamental Tree



Rear Parking Partner Details

Detail 1 - Parking Pad Section

-  8 x 8 pressure treated timber - 2 timber depth, stagger joints.
-  Finish grade
-  3/4" Dia. x 18" Round steel stake spaced 4' O.C., 2' from edge of timber.
-  Compacted 6A washed stone
-  Existing soil
-  Geotextile fabric

